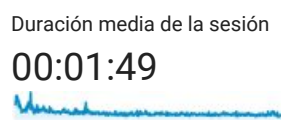

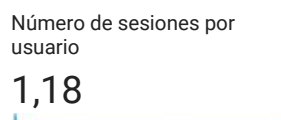
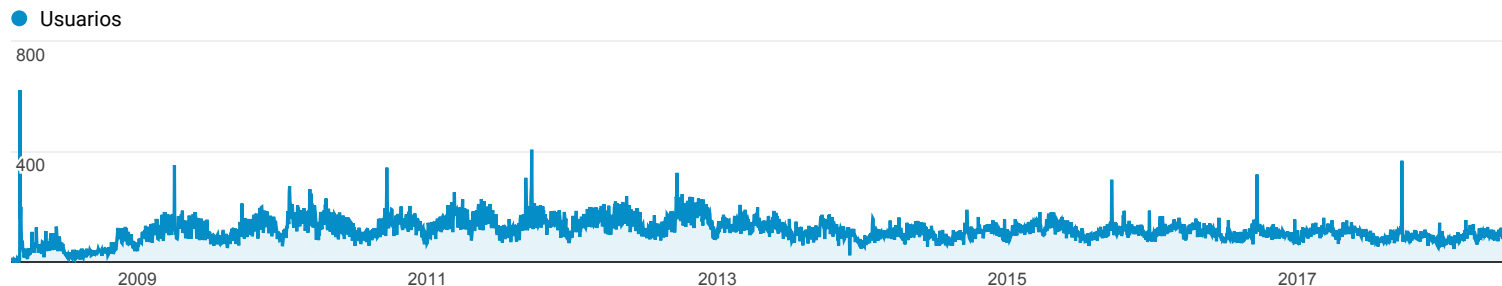


Visión general de la audiencia

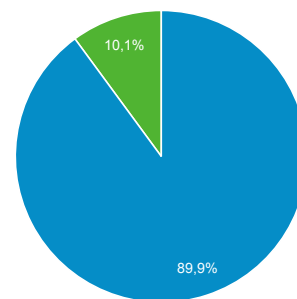
20 feb. 2008 - 1 jun. 2018

Todos los usuarios
100,00 % Usuarios

Visión general



New Visitor Returning Visitor



| País | Usuarios | % Usuarios |
|--------------------|----------|------------|
| 1. Spain | 33.711 | 49,04 % |
| 2. Mexico | 8.877 | 12,91 % |
| 3. Argentina | 5.281 | 7,68 % |
| 4. Peru | 3.716 | 5,41 % |
| 5. Colombia | 3.146 | 4,58 % |
| 6. United States | 2.039 | 2,97 % |
| 7. Chile | 1.806 | 2,63 % |
| 8. Ecuador | 1.128 | 1,64 % |
| 9. France | 899 | 1,31 % |
| 10. United Kingdom | 743 | 1,08 % |